


# If you plant it, they will come.



This Pollinator Pathway has spread from one town to over 85 in Connecticut and New York since 2017, all connected. Volunteers, often from land trusts, garden clubs, nature centers, watershed associations, and conservation commissions get together to create steering committees which help build the pathways.

- If you live along the Pollinator Pathway we especially hope you'll decide to join the fun and sign-up to be part of the Pathway.
- Our goal is to create a corridor of contiguous properties including open spaces and the adjacent private ones of our residents.
- Everyone should consider getting on the Pollinator Pathway since the bees and butterflies don't recognize the signs and only look for the nectar!



## Contact Us

### Sign Up


Visit us at

<https://www.pollinator-pathway.org/philipstown>

**Information** about how to create a pollinator garden or add pollinator-friendly plants at <https://www.pollinator-pathway.org/philipstown>. Find links to lists of pollinator-friendly perennials, shrubs, trees, sources of native plants and other resources.

### For General Questions:

[info@pollinator-pathway.org](mailto:info@pollinator-pathway.org)



# The Pollinator Pathway

Cover Photo by Karalyn Lamb, Croton, NY



Photo by Louise Washer, Norwalk, CT

## What is a Pollinator Pathway?

- a wildlife corridor providing habitat and nutrition for pollinators
- includes healthy yards and public spaces for pollinators, pets & families

**“To share suburbia with wildlife, we need to: Create corridors connecting natural areas; Reduce the area now in lawn; and Begin the transition from alien ornamentals to native ornamentals.”**

*—Doug Tallamy, professor of entomology and wildlife ecology at the University of Delaware*

## How to “Bee” Part of the Pollinator Pathway

- 1 Plant Native Plants**
  - Trees, shrubs, and wildflowers native to this area provide food and shelter for local pollinators
  - Plant a container or garden with pollinator plants or integrate natives into your existing landscaping
  - Remove non-native invasive plants
- 2 Go Pesticide-Free**
  - This means a healthy lawn for your children and pets too
  - Landscape to minimize tick habitat
  - Consider organic alternatives to poisons
- 3 Rethink Your Lawn**
  - Consider using slow-release organic fertilizers, if any
  - Leave the clippings on your lawn rather than adding chemicals
  - Convert some of your lawn to native trees, shrubs, flowers
  - Mow less often, every 2–3 weeks is best
  - Leave some leaves in beds for overwintering insects
  - Mow remaining leaves in the fall and let them fertilize the lawn
  - Provide a source of clean water for pollinators and birds
  - Leave some dirt patches for native ground nesting bees

## What are pollinators?

- birds, bees, butterflies and other insects, bats and other mammals, rodents and amphibians

## What do they do?

- move pollen from one plant to another, enabling cross fertilization and allowing the reproduction and the growth of new plants — 35% of our food grows as a result of the work pollinators do

## What is threatening our pollinators?

- widespread application of pesticides and other chemicals on lawns, landscaped plantings, and agricultural crops
- climate changes that lead to lack of larval host plants
- loss of habitat as more and more natural environments become urban and suburban
- the spread of invasive (non-native) plants

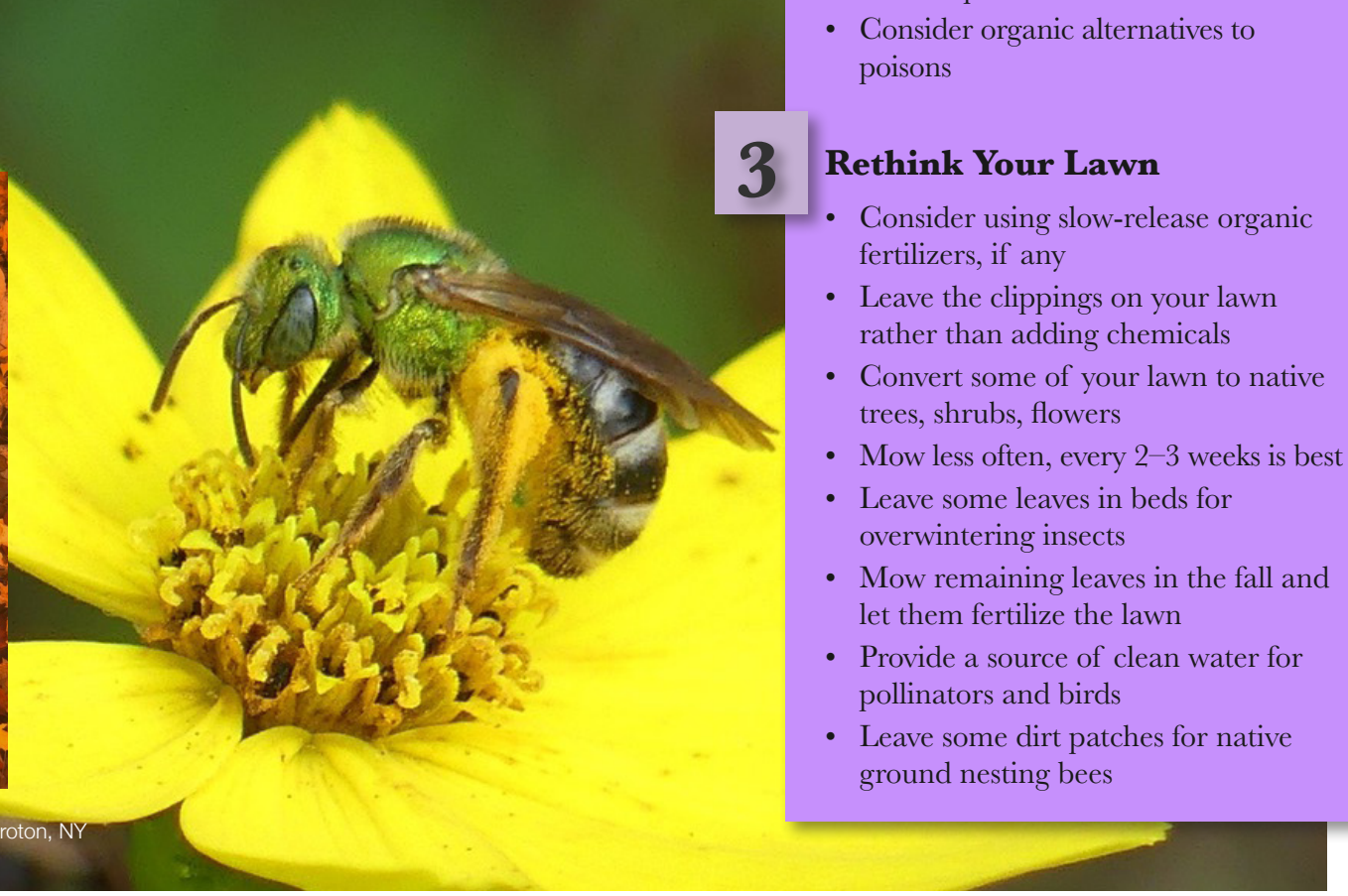


Photo by Karalyn Lamb, Croton, NY